

MATERIALS AND ACCESSORIES

KONE N MiniSpace™ DX, KONE MiniSpace™ DX,
KONE N MonoSpace® DX, KONE S MonoSpace® DX

MATERIALS AND ACCESSORIES FOR ELEVATOR CAR INTERIORS

This catalog presents our full selection of elevator car interior materials and accessories.

All the options included in our offering are designed to be both visually appealing and functional.


The materials and accessories presented in this catalog are available for KONE N MiniSpace™ DX, KONE MiniSpace™ DX, KONE N MonoSpace® DX, and KONE S MonoSpace® DX.



reddot winner 2020


Wall finishes	3
Floor finishes	4
Door finishes	5
Ceilings	6
Handrails	6
Skirting	6
Standard mirrors	7
Tenant directories and mediascreens	7
Scenic elevators	8

Whatever type of building you're developing, we have a solution to fit your design, budget, and building-use requirements.



BUILD SMARTER

Take advantage of our new planning tools to help you save time, make the right decisions, and plan your elevator car interior down to the very last detail.



KONE CAR DESIGNER

Check out our themed design directions or create your own unique car interior by combining materials, lighting, and accessories, then bring your vision to life with 3D modeling.

KONE CAR DESIGNER MOBILE APP

Bring your elevator car designs to life with immersive virtual, mixed, and augmented reality experiences through your smartphone.




TRY OUR PLANNING TOOLS

www.kone.com



ATTRACTIVE, DURABLE WALL FINISHES

Design a car interior that's easier than ever to clean and maintain with our new range of functional materials. Our specialized anti-stain, anti-fingerprint coating helps keep colored stainless steel surfaces looking as good as new by preventing staining and making fingerprints less visible.

- * Anti-stain, anti-fingerprint coating:
This specialized coating helps keep colored stainless steel elevator materials looking as good as new by preventing staining and making fingerprints less visible.
-  Green Mark
 LEED/BREEAM
 LEED/BREEAM and Green Mark

STEEL


BRUSHED STAINLESS STEEL




ST4
Silver brushed
stainless steel
ST4AFP with
anti-fingerprint
coating




ST4LH
Silver long
hairline




ST2
Gold brushed
stainless steel
ST2AFP with
anti-fingerprint
coating




ST5
Copper brushed
stainless steel
ST5AFP with
anti-fingerprint
coating




ST6
Bronze brushed
stainless steel
ST6AFP with
anti-fingerprint
coating




ST7
Carbon black
brushed
stainless steel



CB
Carbon black
brushed
stainless
steel with
anti-fingerprint
coating




ST43
Silver brushed
stainless steel




ST43LH
Silver long
hairline


METALLIC PAINTED STEEL




METP1FT
Champagne,
fine textured
metallic painted
steel



METP5FT
Trustworthy
Blue, fine
textured
metallic painted
steel




METP6FT
Iron Stone,
fine textured
metallic painted
steel



METP7FT
Metallic Black,
fine textured
metallic painted
steel


PAINTED STEEL



PP10FT
Pure White,
fine textured
painted steel



PP18FT
Linen Brown,
fine textured
painted steel



PP20FT
Wool Gray,
fine textured
painted steel


ETCHED STAINLESS STEEL




ST28S
Silver Pop,
etched
stainless steel




ST31S
Silver High-
rise, etched
stainless steel



ST44S
Silver Wood,
etched stainless
steel




ST36C
Copper
Graphics,
etched
stainless steel




ST42C
Copper
Circle, etched
stainless steel



ST42B
Carbon Black
Circle, etched
stainless steel




ST42BR
Bronze
Circle, etched
stainless steel



ST42G
Gold Circle,
etched
stainless steel


WOODEN PRINTED STEEL



WS1
Light wooden
printed steel



WS2
Warm wooden
printed steel




WS3
Dark wooden
printed steel


MIRROR-POLISHED STAINLESS STEEL



MP1
Silver mirror
polished
stainless steel




MP4
Copper mirror
polished
stainless steel




MP5
Carbon Black,
mirror polished
stainless steel


SATIN STAINLESS STEEL



MP6AFP
Silver satin
stainless
steel with
anti-fingerprint
coating



MP8AFP
Carbon black
satin stainless
steel with
anti-fingerprint
coating




MP9AFP
Copper satin
stainless
steel with
anti-fingerprint
coating

INDIRECT STAINLESS STEEL




ST21S
Indirect
brushed
stainless steel




ST21B
Carbon
black indirect
brushed
stainless steel

TEXTURED STAINLESS STEEL



TS2
Flemish Linen




K
Scottish Quad

GLASS

GLASS



GD1
Wide Illusion,
digital printed
glass



GD3
Iridescent,
digital printed
glass



GM2
Dark Silver,
mirror glass



GP6
Natural White,
glass



GP7
Bold Turquoise,
glass



TW1
Transparent
glass


TRANSPARENT GLASS

LAMINATE


LAMINATE




L235
Whiten Ash,
anti-microbial
laminate



L236
Natural Oak,
anti-microbial
laminate




L239
Blackened
Oak, anti-
microbial
laminate



L95
Natural Teak
anti-microbial
laminate

LAMINATE, 3D SURFACE



L101
Black, anti-
microbial
laminate




L102
Cream
white, 3D
anti-microbial
laminate

FLOORS

There are several flooring options to choose from, including composite stone for long-lasting durability even under heavy use. Add the finishing touches to your design vision by creating a customized PVC or stone floor to match the building interior design.

SINGLE-COLOR PVC




PATTERNED PVC



REAL GRANITE



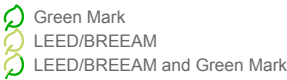

REAL MARBLE



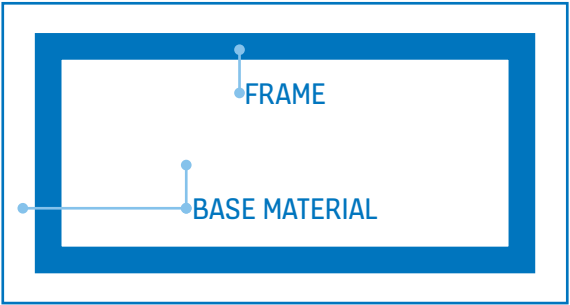
COMPOSITE STONE



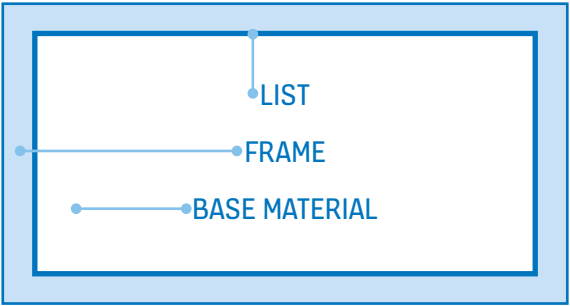
RUBBER



PVC FLOOR CUSTOMIZATION (FREE PATTERN)






STONE FLOOR CUSTOMIZATION (FREE PATTERN)



DOOR FINISHES

Create a seamless look and feel by matching the elevator door finish with the car interior and landing entrances.




* Not available for KONE N MiniSpace™
 Green Mark
 LEED/BREEAM
 LEED/BREEAM and Green Mark

STEEL







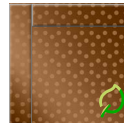

BRUSHED STAINLESS STEEL

												
ST4 Silver brushed stainless steel ST4AFP with anti-fingerprint coating	ST4LH Silver long hairline	ST2 Gold brushed stainless steel ST2AFP with anti-fingerprint coating	ST5 Copper brushed stainless steel ST5AFP with anti-fingerprint coating	ST6 Bronze brushed stainless steel ST6AFP with anti-fingerprint coating	ST7 Carbon black brushed stainless steel	CB Carbon black brushed stainless steel with anti-fingerprint coating	ST43 Silver brushed stainless steel	ST43LH Silver long hairline	METP1FT Champagne, fine textured metallic painted steel	METP5FT Trustworthy Blue, fine textured metallic painted steel	METP6FT Iron Stone, fine textured metallic painted steel	METP7FT Metallic Black, fine textured metallic painted steel




PAINTED STEEL

		
PP10FT Pure White, fine textured painted steel	PP18FT Linen Brown, fine textured painted steel	PP20FT Wool Gray, fine textured painted steel




ETCHED STAINLESS STEEL

							
ST28S Silver Pop, etched stainless steel	ST31S Silver High-rise, etched stainless steel	ST44S Silver Wood, etched stainless steel	ST36C Copper Graphics, etched stainless steel	ST42C * Copper Circle, etched stainless steel	ST42B * Carbon Black Circle, etched stainless steel	ST42BR Bronze Circle, etched stainless steel	ST42G Gold Circle, etched stainless steel

MIRROR-POLISHED STAINLESS STEEL

		
MP1 Silver mirror polished stainless steel	MP4 Copper mirror polished stainless steel	MP5 Carbon Black, mirror polished stainless steel



SATIN STAINLESS STEEL

		
MP6AFP Silver satin stainless steel with anti-fingerprint coating	MP8AFP Carbon black satin stainless steel with anti-fingerprint coating	MP9AFP Copper satin stainless steel with anti-fingerprint coating

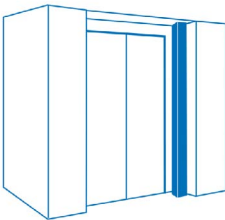
INDIRECT STAINLESS STEEL

	
ST21S Indirect brushed stainless steel	ST21B Carbon black indirect brushed stainless steel



TEXTURED STAINLESS STEEL

	
TS2 Flemish Linen	K Scottish Quad

DOOR MAP




BRUSHED STAINLESS STEEL

	
ST4 Silver brushed stainless steel, AISI304	ST2 Gold brushed stainless steel

MIRROR-POLISHED STAINLESS STEEL

	
MP1 Silver mirror polished stainless steel	MP4 Copper mirror polished stainless steel

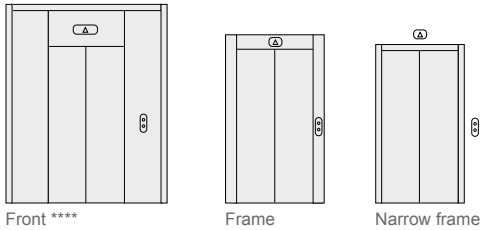
PAINTED STEEL


PP10FT Pure White, fine textured painted steel

GLASS

GLASS



TW1 Transparent glass




CEILING

Our extensive range of ceilings is complemented by attractive lighting suitable for different environments.

Green Mark
LEED/BREEAM
LEED/BREEAM and Green Mark



CL70
Lighting: LED tubes
Finishing: ST4



CL71
Lighting: LED tubes
Finishing: ST4



CL72
Lighting: LED tubes
Finishing: ST4, PP10FT



CL80, CL80FFL
Lighting: LED spot
Finishing: ST4, PP10FT, MP1



CL80V
Lighting: LED spot
Finishing: ST4
EN81-71 compliant



CL82
Lighting: LED spot
Finishing: ST4, PP10FT, MP1



CL88, CL88FFL
Lighting: LED spot
Finishing: ST4, MP1, MP2




CL91
Lighting: LED tubes
Finishing: ST4, PP10FT, ST43



CL96V, CL96FFL
Lighting: LED PCB
Finishing: ST4, PP10FT
EN81-71 compliant



CL103
Lighting: LED tubes
Finishing: ST4



CL109
Lighting: LED PCB
Finishing: ST4, PP10FT



CL151
Lighting: LED panel
Finishing: ST4, MP2



CL162
Direct lighting: LED spot lighting
Indirect lighting: LED tubes
Finishing: MP1



CL181
Lighting: LED stripe, wall washer lighting
Finishing: MP1, MP2




CL195
Direct lighting: LED spot
Indirect lighting: LED strip
Finishing: PP10FT



CL196
Direct lighting: LED spot
Indirect lighting: LED strip
Finishing: ST4, PP10FT, MP1



LF12
Lighting: LED PCB
Finishing: ST43
Not available for KONE MiniSpace™ DX
or KONE S MonoSpace® DX



LF15
Lighting: LED PCB
Finishing: MP1

ACCESSORIES

Add the finishing touches with our wide range of elevator accessories.

HANDRAILS




HR24R
Silver brushed stainless
steel AISI304



HR31
Round aluminum with
black plastic end



HR64
Silver brushed stainless
steel AISI304



HR81/HR81TR
Silver or gold brushed
stainless steel AISI304



HR61
ST4



HR61
ST2



HR61
ST5



HR61
ST6



HR61
ST7

SKIRTING



SK1
ST4



SK1
ST2



SK1
ST5



SK1
ST6



SK1
ST7



SK1
ST43

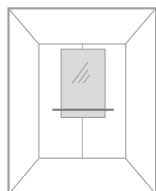

BUFFER RAIL



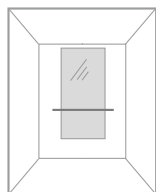
BR1
Natural anodized frame
ST4 and Light Wood

STANDARD MIRRORS

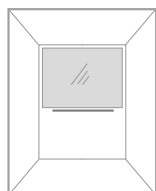
Mirrors are a great way to add a feeling of space and reflect key design elements inside the car.



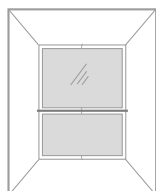
MR1
Partial width
Partial height



MR1
Partial width
Mid height



MR1
Full width
Partial height



MR1
Full width
Full height

WIDE ANGLE MIRROR



Wide Angle Mirror
compliant with
EN81-70 &
GOST 33562

TENANT DIRECTORIES AND MEDIASCREENS

KONE TENANT DIRECTORY



Materials:
Brushed stainless steel base
Tempered glass door
Brushed or polished aluminum

The tenant directory is completely customizable and can be easily updated according to your needs.

Directories can be installed either vertically or horizontally.

Sizes:



TD2 *



TD2 *

KONE MEDIASCREENS

KONE MediaScreens are installed inside the elevator and take the pain out of communicating with tenants and other users of buildings. There are offline and online versions. Consult your sales representative for more information.

KONE MEDIASCREEN 300

The content is updated online and remotely. The screen can be installed on the elevator wall and comes with the online KONE Information 300 service, a powerful and easy-to-use solution for sharing and scheduling content.



Surface mounted 10.4"
Surface mounted 15"



Flush mounted 10.4"
Flush mounted 15"




15" LCD display
Surface mounted

SCENIC ELEVATORS

KONE Scenic elevator solutions combine proven technology and inspiring car designs to create elevators that are attractive and spacious, and which give you the opportunity to showcase your building. They are available for KONE S MonoSpace® DX and KONE N MiniSpace™ DX elevators. Our standard scenic elevators combine the expansive views of attractive glass feature walls with our wide range of high-quality interior design options and accessories.

SCENIC ELEVATOR CAR OPTIONS



SCENIC ELEVATOR HANDRAIL OPTIONS



WALL MATERIALS

Combine your choice of wall color with glass car walls to create a visually impressive elevator interior.

PAINTED STEEL



HSSK-01

HSSK-02

HSSK-03

HSSK-04

HSSK-05

HSSK-06



HSSK-07

HSSK-08

HSSK-09

HSSK-10

HSSK-11

HSSK-12



HSSK-13



HSSK-14

HSSK-15

HSSK-16

HSSK-17


HSSK-18

ST4
Silver brushed
stainless steelST2
Gold brushed
stainless SteelMP1
Silver mirror
polished
stainless steelMP4
Copper mirror
polished
stainless steelMP5
Carbon black
mirror polished
stainless steelTS2
Flemish LinenPP10FT
Pure White,
fine textured
painted steelPP20FT
Wool Gray,
fine textured
painted steel


FLOORS

Put the finishing touches to your design with your choice of floor material. Our range includes stone, marble, and PVC flooring.


PVC




1522




1434




0086-2



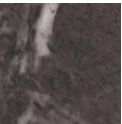
318




320



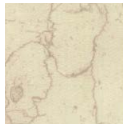
319




172




0186




0110-2




305




315




310




7222




0190-7




1414




316




3104




2107




D6
Light Brown
PVC




D25
Rocky Gray
PVC




D26
Lava Stone
PVC



DG01



DG02



DG05

MARBLE



HSDPY-101



HSDPY-102



HSDPY-103



HSDPY-104



HSDPY-105



HSDPL-201



HSDPL-202



HSDPL-203



HSDPL-204



HSDPL-205



HSDPF-01



HSDPF-02



HSDPF-03



HSDPF-09



HSDPF-10

STONE



M3R
Black Golden
Sand stone,
granite




M4R
Nature White,
composite
stone



M5R
Pebble Gray,
composite
stone

RUBBER



RC7
Coin pattern,
rubber floor

CEILINGS

Our extensive range of ceilings for scenic elevators is complemented by attractive lighting suitable for different environments.



HSET-J010



HSET-J012



HSET-J013



HSET-J031




HSET-J034



HSET-J037



HSET-N04



HSET-N05



HSET-N06



HSET-N10



HSDDY-101



HSDDY-102



HSDDY-103



HSDDY-104



HSDDY-105



HSDDL-201



HSDDL-202



HSDDL-203



HSDDL-204



HSDDL-205



HSDDF-301



HSDDF-302



HSDDF-303



HSDDF-304



HSDDF-305



CL70



CL88



CL91

KONE provides innovative and eco-efficient solutions for elevators, escalators, automatic building doors and the systems that integrate them with today's intelligent buildings.

We support our customers every step of the way; from design, manufacturing and installation to maintenance and modernization. KONE is a global leader in helping our customers manage the smooth flow of people and goods throughout their buildings.

Our commitment to customers is present in all KONE solutions. This makes us a reliable partner throughout the life cycle of the building. We challenge the conventional wisdom of the industry. We are fast, flexible, and we have a well-deserved reputation as a technology leader, with such innovations as KONE MonoSpace® DX, KONE NanoSpace™ and KONE UltraRope®.

KONE employs close to 57,000 dedicated experts to serve you globally and locally.

KONE CORPORATION

Corporate offices

Keilasatama 3
P.O. Box 7
FI-02151 Espoo
Finland
Tel. +358 (0)204 751

www.kone.com

This publication is for general informational purposes only and we reserve the right at any time to alter the product design and specifications. No statement in this publication shall be construed as a warranty or condition, express or implied, as to any product, its fitness for any particular purpose, merchantability, quality or representation of the terms of any purchase agreement. Minor differences between printed and actual colors may exist. KONE MonoSpace® DX, KONE EcoDisc®, KONE Care® and People Flow® are registered trademarks of KONE Corporation. Copyright © 2020 KONE Corporation.